

## HOURS & FARE

### Weekdays

5:30 a.m.-6:30 p.m.

**\$2**

1/4/21-3/4/21

Excludes transfer to fixed route

**\$3**

After 3/4/21

Includes transfer to fixed route

## TIPS FOR A SMOOTH RIDE

- All trips require a reservation. No walk-ons allowed.
- Be ready. Vehicles depart briefly after arriving at the pick-up point noted by the app.
- Riders using SunRide cannot be guaranteed an ADA-compliant vehicle unless specifically requested when booking.

*Need to cancel a trip? Let us know before the vehicle arrives, either via the app or by phone.*

*SunLine*  
**Re**fueled  
DRIVING THE FUTURE OF TRANSIT


[SunLine.org/SunRide](http://SunLine.org/SunRide)

 @SunLineTransit

 [facebook.com/SunLineTransit](https://facebook.com/SunLineTransit)

 @SunLineTransit

32505 Harry Oliver Trail | Thousand Palms, CA 92276



**SunRide**

**INTRODUCING ON-DEMAND  
DOOR-TO-BUS STOP SERVICE**

**SERVICE AVAILABLE 1/4/21  
WITHIN DESIGNATED AREAS OF  
COACHELLA · MECCA-NORTHSHORE · DESERT EDGE  
COOK STREET CORRIDOR (PALM DESERT)**

## HOW TO USE SUNRIDE

This new microtransit service known as SunRide is available in:

- Desert Edge
- Coachella
- Mecca-North Shore
- Cook Street Corridor (Palm Desert)

Each of the service areas have designated zones and/or bus stops that a rider can travel to. To find out if your ride is eligible, view the maps at [SunLine.org/SunRide](http://SunLine.org/SunRide).

Riders will use TransLoc®, a smartphone app, which calls for a SunRide vehicle to pick them up at a location within the designated zones.



# TransLoc®



1) Download the TransLoc® app

2) Request Service in Four Geofence Service Areas

3) Book Trip

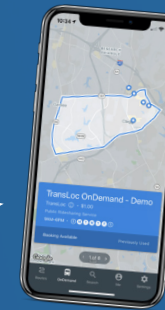
Scan the QR code to download the TransLoc® app.



## HOW TO BOOK YOUR TRIP USING THE APP

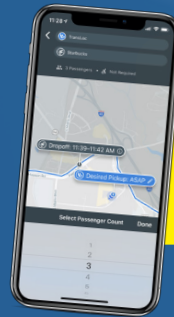


Follow these steps to book your on-demand or in-advance ride.



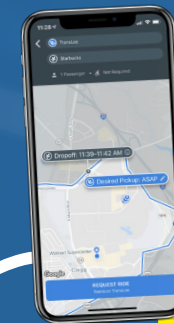
1

Upon opening the app, click the OnDemand option located at the bottom of the screen and choose the service you want to use to book a ride.



3

Select the number of passengers with you and if you need a wheelchair-accessible vehicle. Tap "Request Ride" when ready.



2

Confirm your pick-up location and select your drop-off location. These must be within the service's region parameters shown on the map.

Change your pick-up time by tapping "ASAP" and selecting a new time and date to schedule your ride ahead of time.



4

The first time you use the app, the system will require you to log in or create an account\* with TransLoc® (the company behind the app).

\*This is a free account, and your information will not be shared, however, you will need to include your mobile phone number if you would like to receive text message notifications.



5

Stay informed of your ride status.

If you don't have access to a smartphone, you can book a ride by calling 760-343-3450 between 8 a.m. and 5 p.m. Monday-Friday.